

1. Preparations for rework

- 1) Solder
- 2) Solder wire
- 3) Multi Meter (beep and diode mode needed)
- 4) IPB
- 5) Components (described right side)
- 6) De-solder



Solder and Solder wire



Nipper

2. Components

- 1) F101 (FUSE AXIAL 02153.15MXK17P, T3.15A/250V)



- 2) D101, D102, D103 (DIODE 1N4007 1A 1000V)



- 3) BD601(DIODE BRIDGE RS405M 4A 600V)



- 4) U101(LNK362PG, STBY IC)



Recommendation:

In case of either BD601 or U101 is damaged,
LGIT suggest that all indicated above components should be replaced.
Because when simulating surge test, D101,D102, D103 also could be damaged

Main component	Sub material	Tools	Safety warning								
<ul style="list-style-type: none"> ▪F101 ▪D101,D102 D103 ▪BD601 ▪U101 		<ul style="list-style-type: none"> ▪Solder ▪Solder wire ▪ Multi Meter ▪ TV Set ▪Nipper ▪De-solder 		이							
					관						
						No.	Date.	Reason	작성	검토	승인

3. Preparation for ESD control during rework

1) Wear the ESD gloves and ESD wrist strap

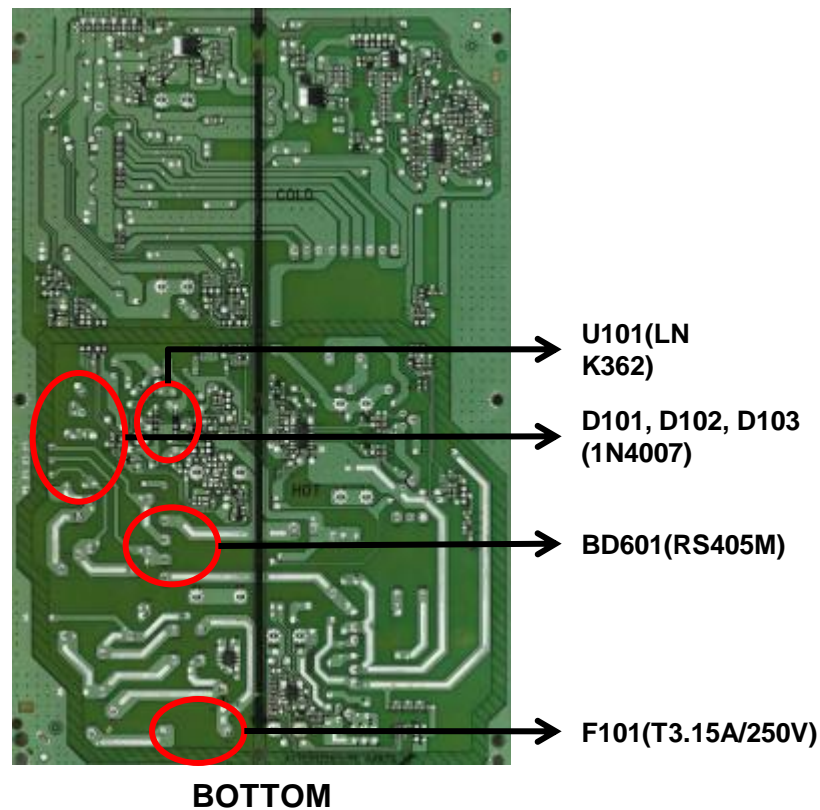
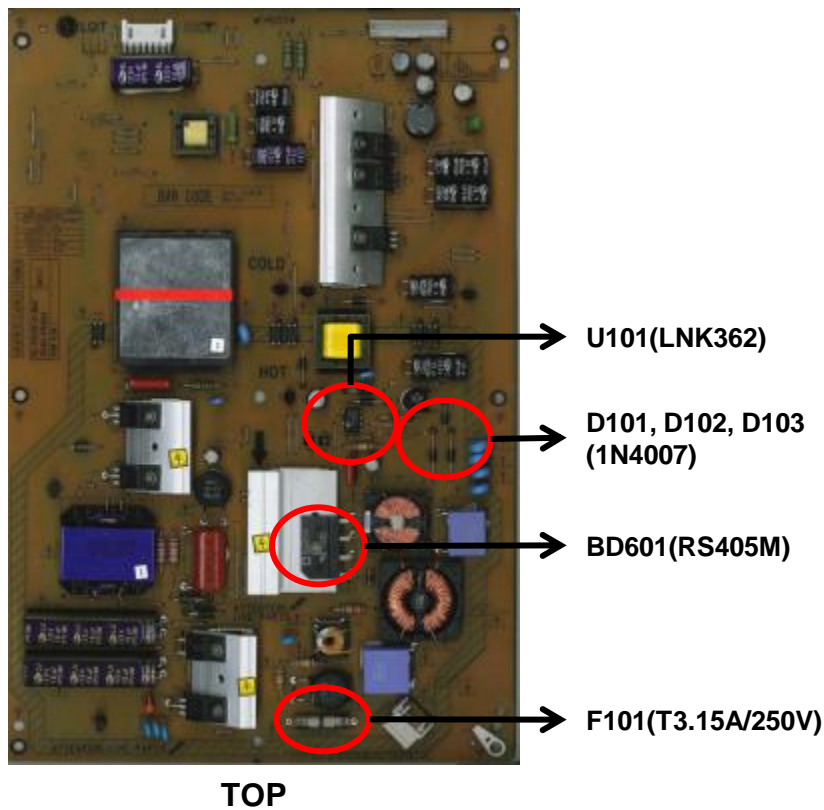


2) Work table should be covered with ESD mat



Main component	Sub material	Tools	Safety warning							
<ul style="list-style-type: none"> ▪F101 ▪D101,D102 D103 ▪BD601 ▪U101 		<ul style="list-style-type: none"> ▪Solder ▪Solder wire ▪ Multi Meter ▪ TV Set ▪Nipper ▪De-solder 		이						
				판	No.	Date.	Reason	작성	검토	승인

4. Confirm the location



Main component	Sub material	Tools	Safety warning							
<ul style="list-style-type: none"> ▪F101 ▪D101,D102 D103 ▪BD601 ▪U101 		<ul style="list-style-type: none"> ▪Solder ▪Solder wire ▪ Multi Meter ▪ TV Set ▪Nipper ▪De-solder 		이						
				No.	Date.	Reason	작성	검토	승인	

5. Diagnosis and Rework flow

1) F101 (FUSE AXIAL 02153.15MXK17P, T3.15A/250V)



mode	During Test	Result
Beep	Sounds Heard	OK
	No sound	NG



confirm failure using multi meter
 - Direction is not concern for this
 - Mode: beep mode of multimeter

Test result assessment




If measured range is wrong,
Change to new one

Main component	Sub material	Tools	Safety warning						
■F101 ■D101,D102 D103 ■BD601 ■U101		■Solder ■Solder wire ■ Multi Meter ■ TV Set ■Nipper ■De-solder		01					
				No.	Date.	Reason	작성	검토	승인

5. Diagnosis and Rework flow

2) D101, D102, D103 (MMSD4148)




confirm failure using multi meter

- Direction is important for this
- Mode: diode mode



Mode	Position	Red(+)	Black(-)	OK range
diode	D101	1	2	0.57~0.59 V
	D102	1	2	0.57~0.59 V
	D103	1	2	0.57~0.59 V

Test result assessment




If measured range is wrong,
Change to new one

Main component	Sub material	Tools	Safety warning									
<ul style="list-style-type: none"> ▪F101 ▪D101,D102 D103 ▪BD601 ▪U101 		<ul style="list-style-type: none"> ▪Solder ▪Solder wire ▪ Multi Meter ▪ TV Set ▪Nipper ▪De-solder 		이								
					No.	Date.	Reason	작성	검토	승인		

5. Diagnosis and Rework flow

3) BD601(DIODE BRIDGE RS405M 4A 600V)



confirm failure using multi meter
 - Direction is important for this
 - Mode: diode mode

1 2 3 4

Mode	Position	Red(+)	Black(-)	OK range
diode	BD601	4	3	0.56~0.58V
		4	2	0.56~0.58V
		4	1	0.49~0.51V
		2	1	0.56~0.58V

Test result assessment

If measured range is wrong,
Change to new one

Main component	Sub material	Tools	Safety warning								
■F101 ■D101,D102 D103 ■BD601 ■U101		■Solder ■Solder wire ■Multi Meter ■TV Set ■Nipper ■De-solder		이							
					편						
				No.	Date.	Reason		작성	검토	승인	

5. Diagnosis and Rework flow

4) U101(LNK362PG, STBY IC)



confirm failure using multi meter
 - Direction is important for this
 - Mode: diode mode



Mode	Position	Red(+)	Black(-)	OK range
diode	U101	8	5	0.57~0.59V
		4	4	0.65~0.68V
		4	3	0.53~0.55V

Test result assessment

If measured range is wrong,
Change to new one

Main component	Sub material	Tools	Safety warning							
■F101 ■D101,D102 D103 ■BD601 ■U101		■Solder ■Solder wire ■Multi Meter ■TV Set ■Nipper ■De-solder		이						
				원	No.	Date.	Reason	작성	검토	승인

6. Final TV Set test

Conduct TV set on/off test and confirm whether LPB on TV set works normally.



Main component

Sub material

Tools

Safety warning

- F101
- D101,D102
D103
- BD601
- U101

- Solder
- Solder wire
- Multi Meter
- TV Set
- Nipper
- De-solder

이

판

No.

Date.

Reason

작성

검토

승인